

Introduction to Engineering Using Robotics Laboratories

Presentation Techniques



Dr. Yinong Chen

Closing Ceremony Presentations

- ❖ **Each team** must create a set of PPT presentation slides
- ❖ **Each team** must present about 5 minutes.
- ❖ **Each member** in the team must speak for about 1 minutes.

General Presentation Format

- ❖ Self-introduction at the beginning
 - Your name
- ❖ Content presentation format:
 - *Tell them what you are going to tell them (outline)*
 - *then tell them (main part)*
 - *then tell them what you told them (Summary)*

Suggested Presentation Contents

❖ Title slide

- Title: e.g., **We give intelligence to our Wall-E**
- Team Name: **Walle Creators**
- Names of Members:

❖ Edison Robot

❖ EV3 Robot Presentation

- Design, algorithms, Photos

❖ Summary: What have you learned in this course? For example:

- Visual Programming Language
- Robotics, concepts, and Edison robot construction
- Programming VPL and ASU-VPL
- Problem solving process in **Engineering**



Develop Your Storyline

□ Standard Approach:

- Problem definition
- Related work
- Methodology
- Results
- Recommendation

□ Extraordinary Approaches

- ASU student presentation:

<https://www.youtube.com/watch?v=YwrrrPChupI>

- Start with something unbelievable, e.g., iPhone?
- What extraordinary approaches you have seen?

Importing items from other files


What can be imported (Copied/Pasted)?

- ❖ Text from Word, Notepad, etc
- ❖ Excel Tables and diagrams
- ❖ Photo, sound, video
- ❖ Screenshot:
 - Select a window
 - Hold "Alt" key and press "Print Screen"
 - You may paste into PPT, or into "Paint" and select a part of the picture



Importing items from other files (contd.)


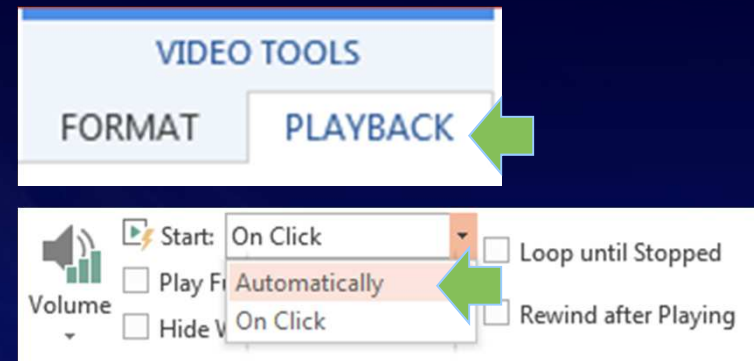
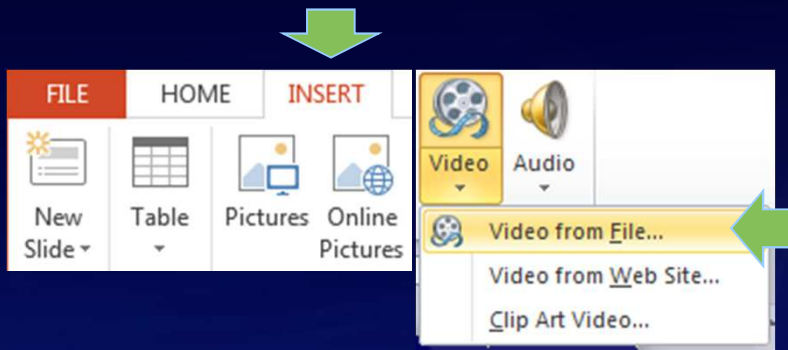
- ❖ Picture files can be imported or linked in PowerPoint.



Importing items from other files (contd.)

- ❖ Video files can be imported or linked in PowerPoint.

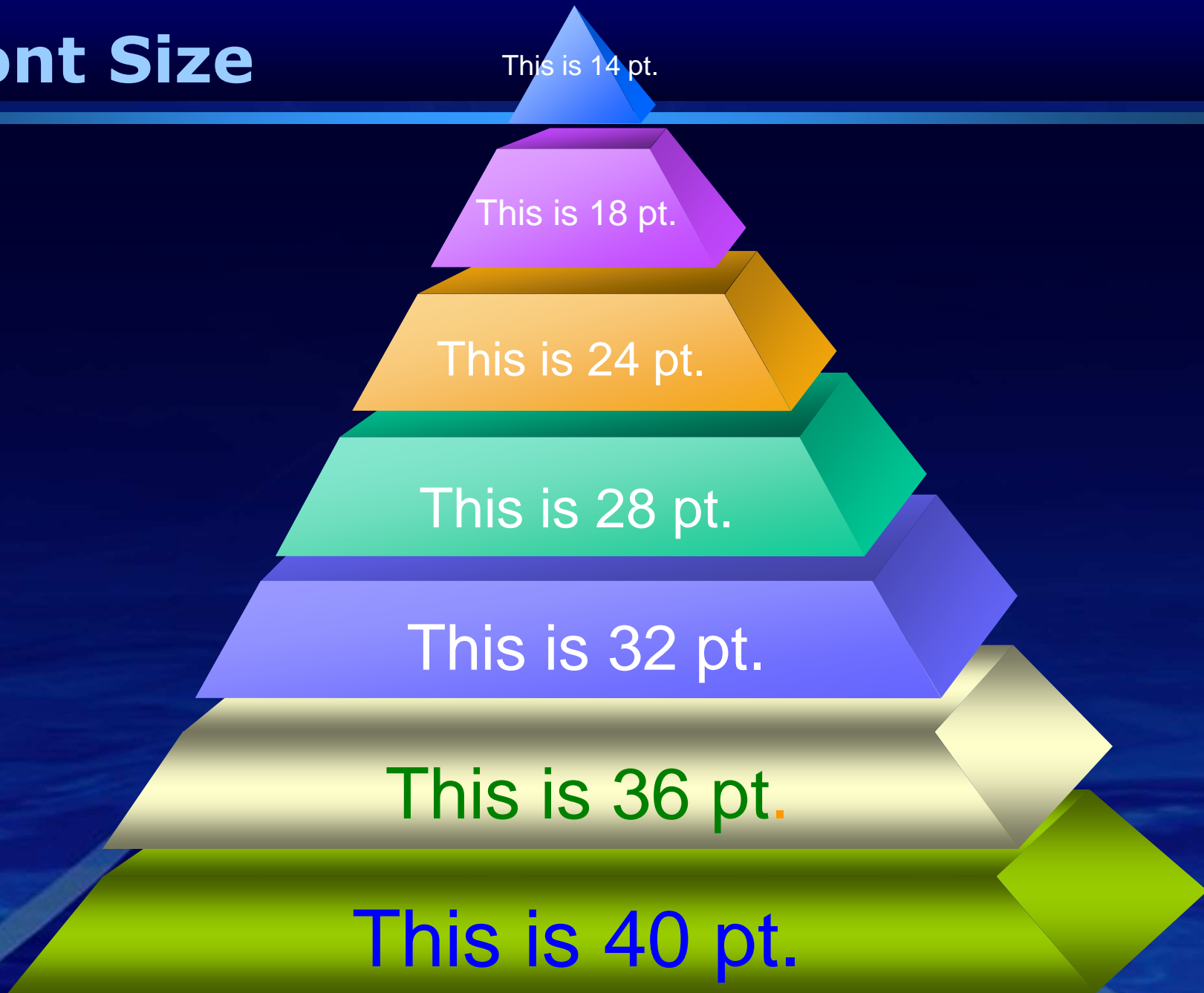
- ❖ Click (Select) the video file, then



Font

- ❖ The chosen font should be the same type (e.g. Arial , Courier New, Times New Roman) for each slide title throughout the presentation for consistency.
- ❖ Similarly, the font in the text box should remain the same for each slide in the presentation.
- ❖ When the fonts change the presentation looks a bit reckless and thrown together. (This is Arial Narrow 24 pt.)


Font Size



Using Color and Animation

- ❖ Color is an excellent means of emphasizing specific words or major points
- ❖ If using color background, words should have a sharp contrast or they won't be seen very well, like this part of the slides.
- ❖ Animation is a good way to attract attention, but do not overuse it!

Animation: Making Things Move



Presentation Requirements

- ❖ Each team speaks about 5 minutes
- ❖ Each team should focus on one topic (Edison, maze, Vending machine, garage opener, ASU-VPL) more than the others;
- ❖ For the topic you focus on, you will show a video; The length of the video must not be longer than 1 minute;
- ❖ The video must be integrated into PPT.
- ❖ Learn presentation techniques by following your this presentation.